

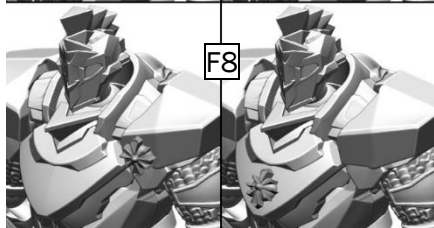
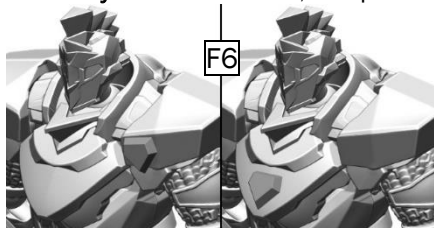


Artarian Remnant Upgrade Parts

Preparation: We recommend using sharp clippers to remove parts from the frame, in order to avoid damage to delicate parts.

Assembly: For best results, use plastic glue (polystyrene cement).



PARTS LIST	
F1	Prime/Pathfinder Array
F2	Defensive Countermeasures Left
F3	Defensive Countermeasures Right
F4	Enhanced Targeter
F5/10	Pivot Base
F6	Mark of the Initiate
F7	Prime Sigil
F8	Veteran Prime Sigil
F9	Target Tracker

